


# 100% book - Year 7 Booster

Aim to memorise 100% of the knowledge on these Knowledge Organisers.

## Term 1




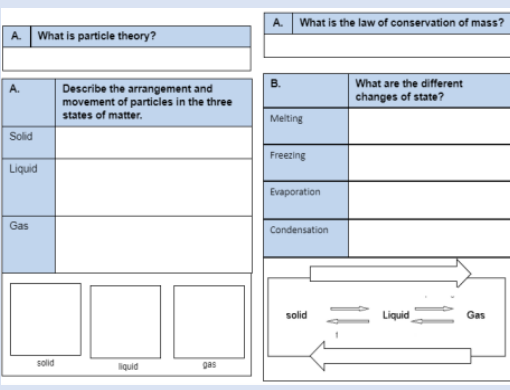
### Swindon Academy 2024-25

Name:	
Tutor Group:	
Tutor & Room:	

"If you are not willing to learn, no one can help you.

If you are determined to learn, no one can stop you."

# How to use your 100% book of Knowledge Organisers and Quizzable Organisers

Knowledge Organisers	Quizzable Knowledge Organisers
	
<p>Knowledge Organisers contain the essential knowledge that you <b>MUST</b> know in order to be successful this year and in all subsequent years.</p> <p>They will help you learn, revise and retain what you have learnt in lessons in order to move the knowledge from your short-term memory to long-term memory.</p>	<p>These are designed to help you quiz yourself on the essential Knowledge.</p> <p>Use them to test yourself or get someone else to test you, until you are confident you can recall the information from memory.</p>

**Top Tip**  
 Don't write on your Quizzable Knowledge Organisers! Quiz yourself by writing the missing words in your prep book. That way you can quiz yourself again and again!

## Expectations for Prep and for using your Knowledge Organisers

1. Complete all prep work set in your subject prep book.
2. Bring your prep book to every lesson and ensure that you have completed all work by the deadline.
3. Take pride in your prep book – keep it neat and tidy.
4. Present work in your prep book to the same standard you are expected to do in class.
5. Ensure that your use of SPAG is accurate.
6. Write in blue or black pen and sketch in pencil.
7. Ensure every piece of work has a title and date.
8. Use a ruler for straight lines.
9. If you are unsure about the prep, speak to your teacher.
10. Review your prep work in green pen using the mark scheme.

# How do I complete Knowledge Organiser Prep?

## Step 1

Check Epraise and identify what words /definitions/facts you have been asked to learn. Find the Knowledge Organiser you need to use.

The screenshot shows the epraise.co.uk website interface. On the left is a weekly planner for May 2020. On the right is a knowledge organiser for 'What is particle theory?'. It includes sections for 'What is particle theory?', 'Describe the arrangement and movement of particles in the three states of matter', and 'What are the different changes of state?'. It also features diagrams of particle arrangements for solid, liquid, and gas states.

## Step 2

Write today's date and the title from your Knowledge Organiser in your Prep Book.

This screenshot shows the same knowledge organiser as in Step 1, but with handwritten notes. The date '29th May 2020' is written at the top. The title 'Particle theory' is underlined. The 'Gaining energy' section is highlighted, and the diagrams of solid, liquid, and gas states are visible at the bottom.

## Step 3

Write out the keywords/definitions/facts from your Knowledge Organiser in FULL.

Handwritten notes on lined paper. At the top, the date '29th May 2020' is written. Below it, the title 'Properties of the states of matter' is underlined. The notes define particle theory as 'all matter is made of particles'. It then describes the three states: 'Solid = regular pattern particles vibrate in fixed position', 'Liquid = particles are arranged randomly but are still touching each other. Particles can slide past each other and move around.', and 'Gas = Particles are far apart and are arranged randomly. Particles carry a lot of energy.'

## Step 4

Read the keywords/definitions/facts out loud to yourself again and again and write the keywords/definitions/facts at least 3 times.

Handwritten notes on lined paper repeating the definitions from Step 3. The text is: 'Solid = regular pattern particles vibrate in fixed position', 'Solid = regular pattern particles vibrate in fixed position', and 'Solid = regular pattern particles vibrate in fixed position'.

## Step 5

Open your quizzable Knowledge Organiser. Write the missing words from your quizzable Knowledge organiser in your prep book.

This screenshot shows the quizzable version of the knowledge organiser. It has a 'Self quizzing' section with handwritten answers. The answers are: 'Arrangement/Movement of matter' for the first question, 'Solid = regular pattern particles vibrate in fixed position' for the second, 'Liquid = particles are arranged randomly but are still touching each other. Particles can slide past each other and move around.' for the third, and 'Gas = particles are far apart and are arranged randomly. Particles carry a lot of energy.' for the fourth.

## Step 6

Check your answers using your Knowledge Organiser. Repeat Steps 3 to 5 with any questions you got wrong until you are confident.

Handwritten notes on lined paper checking and correcting answers. The text is: 'Particle theory = all matter is made of particles', 'Solid = regular pattern particles vibrate in fixed position', 'Liquid = particles are arranged randomly but are still touching each other. Particles can slide past each other and move around.', and 'Gas = Particles are far apart and are arranged randomly. Particles carry a lot of energy.'

Make sure you bring in your completed Prep notes to demonstrate that you have completed your prep.

What we are learning this term:	Vocabulary: Key Words	Characters in Oliver Twist
<ul style="list-style-type: none"> <li>An introduction to life in Victorian London</li> <li>An introduction to the life of Charles Dickens</li> <li>An introduction to the workhouse and the Poor Law</li> <li>The story and moral of Oliver Twist</li> <li>Key characters and quotations</li> <li>How to write a simple analytical paragraph</li> </ul>	<p><b>morality</b> – a code of right and wrong. People who try to be good can be called <b>moral</b> and people who do bad things can be called <b>immoral</b>.</p>	<p><b>Oliver</b> He is a 'pale, thin' orphan who is treated badly by almost everyone he meets. He tries his best to be a good person and experiences 'horror and alarm' whenever he sees crimes being committed.</p>
<p><b>Writing Analytically</b></p>	<p><b>vulnerable</b> – in a situation in which you could be easily harmed. People living on the streets are <b>vulnerable</b>.</p>	<p><b>Mr. Bumble</b> The man who runs the workhouse and gives Oliver his name. He is 'a fat man' who enjoys power and doesn't care about the people beneath him.</p>
<p>What three things must a topic sentence do? – be accurate, focus on one thing, answer the question</p>	<p><b>brutal</b> – very violent or cruel.</p>	<p><b>Noah Claypole</b> A 'malicious and ill-conditioned' boy who bullies Oliver at the undertakers. He eventually runs away to London and joins the same gang as Oliver.</p>
<p>What is a quotation? - a sentence or phrase copied exactly from what someone has said or written. To quote means to copy exactly what someone has said or written.</p>	<p><b>corrupt</b> – a word used to describe a person who uses their power in a dishonest or illegal way in order to make life better for themselves.</p>	<p><b>Fagin</b> An old man who runs the gang of pickpockets. He seems kind but his 'villainous-looking and repulsive face' reflects his selfish nature as he gets young boys to do his dirty work for him.</p>
<p>What do you do once you have written a topic sentence and matching quote? - explore how the quote proves the point in as much detail as you can.</p>	<p><b>villain</b> – a 'baddie' who harms other people or breaks the law to get what they want.</p>	<p><b>Jack Dawkins (The Artful Dodger)</b> A young boy who introduces Oliver to Fagin's gang who has 'all the airs and manners of a man'. He's confident and cunning.</p>
<p><b>Plot Breakdown of Oliver Twist</b></p>	<p><b>malicious</b> – meant to hurt or upset someone.</p>	<p><b>Bill Sikes</b> A 'rough man' who has been a criminal for many years. He beats his dog viciously and brutally kills his girlfriend, Nancy.</p>
<p>Oliver is born in the workhouse. When he is a bit older he is nominated to ask for more food because the boys are starving.</p>	<p><b>victim</b> – someone who has been harmed, often by other people.</p>	<p><b>Nancy</b> Bill's girlfriend who risks her life to help Oliver escape from the gang. She loves Bill even though he treats her abusively and she feels guilty about the life of crime she has led.</p>
<p>He is kicked out of the workhouse and sold to the Sowerberry family to be an undertaker's apprentice. He's bullied by Noah, they fight and he is locked up.</p>	<p><b>exploit</b> – taking advantage of someone to benefit from them.</p>	<p><b>Mr. Brownlow</b> A wealthy older gentleman who takes Oliver in and looks after him. He believes in Oliver's goodness even when it looks like Oliver has stolen from him and eventually finds out the truth about Oliver's parents.</p>
<p>Oliver runs away to London, meets Dodger and is introduced to Fagin's gang.</p>	<p><b>naïve</b> – If someone is naïve if they don't have experience of how complicated life can be and therefore trust people too much.</p>	
<p>Oliver is taken out with the gang and is horrified to see Dodger steal a gentleman's handkerchief. Oliver is wrongly arrested for the theft.</p>	<p><b>society</b> – the people who live in a certain area. This could be a country, town or small group.</p>	
<p>The gentleman, Mr. Brownlow, takes pity on Oliver and takes him in. The gang plot to get him back in case he reveals information about them.</p>	<p><b>workhouse</b> – a place where people who couldn't support themselves were sent to live and work.</p>	
<p>Oliver is abducted by the gang whilst running an errand for Mr. Brownlow.</p>	<p><b>Background Information</b></p>	
<p>Oliver is used by Sikes in a burglary. They fail and Sikes runs away. Oliver is left behind but the people who live there feel sorry for him and look after him. They are called Fred and Rose Maylie.</p>	<p>'Oliver Twist' was written in 1837-39. This is the Victorian era.</p>	
<p>When Bill and Fagin realise what has happened, they plot to catch Oliver again. Nancy overhears and visits Mr. Brownlow to warn him.</p>	<p>It was written by Charles Dickens.</p>	
<p>Fagin tells Bill about Nancy's betrayal and Bill murders her. Fagin is discovered and sent to prison and Bill dies trying to run away.</p>	<p>In was published chapter by chapter in a periodical (magazine).</p>	
<p>Oliver discovers who his parents were and joins Mr. Brownlow and the Maylies to live happily ever after.</p>	<p>Charles Dickens had to work in harsh conditions as a child when his father was sent to prison.</p>	
	<p>Dickens wanted to criticise a new change to The Poor Law which happened in 1834 and created more workhouses and show how hard life was for poor people.</p>	



What we are learning this term:
<ul style="list-style-type: none"> <li>An introduction to life in Victorian London</li> <li>An introduction to the life of Charles Dickens</li> <li>An introduction to the workhouse and the Poor Law</li> <li>The story and moral of Oliver Twist</li> <li>Key characters and quotations</li> <li>How to write a simple analytical paragraph</li> </ul>
Writing Analytically
What three things must a topic sentence do? – _____
What is a quotation? - a sentence or phrase copied exactly from what someone has said or _____. To quote means to _____ what someone has said or written.
What do you do once you have written a topic sentence and matching quote? - explore how the quote proves _____

**Plot Breakdown of Oliver Twist**

Oliver is born in the workhouse. When he is a bit older he is nominated to _____
He is kicked out of the workhouse and sold to the Sowerberry family to be an undertaker's apprentice. He's bullied by _____ they fight and he is locked up.
Oliver runs away to London, meets Dodger and is introduced to _____.
Oliver is taken out with the gang and is horrified to see Dodger steal a gentleman's handkerchief. Oliver is wrongly arrested for the theft.
The gentleman, Mr. Brownlow, takes pity on Oliver and takes him in. The gang plot to get him back in case he reveals _____ about them.
Oliver is abducted _____ whilst running an errand for Mr. Brownlow.
Oliver is used by Sikes in a burglary. _____
When Bill and Fagin realise what has happened, they plot to catch Oliver again. _____
Fagin tells Bill about Nancy's betrayal and _____ her. Fagin is discovered and sent to prison and Bill dies trying to run away.
Oliver _____.

**Vocabulary: Key Words**

<b>morality</b> – _____
<b>vulnerable</b> – _____
<b>brutal</b> – _____
<b>corrupt</b> – _____
<b>villain</b> – _____
<b>malicious</b> – _____
<b>victim</b> – _____
<b>exploit</b> – _____
<b>naïve</b> – _____
<b>society</b> – _____
<b>workhouse</b> – _____

**Background Information**

'Oliver Twist' was written in _____. This is the _____ era.
It was written by _____.
In was published _____ by _____ in a _____ (magazine).
Charles Dickens had to work in _____ conditions as a _____ when his father was sent to prison.
Dickens wanted to _____ a new change to The _____ which happened in _____ and created more _____ and show how hard life was for _____ people.

**Characters in Oliver Twist**

<b>Oliver</b> He is a 'pale, thin' _____ who is treated badly by almost everyone he meets. He tries his best to be a _____ person and experiences 'horror and alarm' whenever he sees _____ being committed.
<b>Mr. Bumble</b> The man who _____ and gives Oliver his name. He is 'a fat man' who enjoys _____ and doesn't _____ about the people _____ him.
<b>Noah Claypole</b> A 'malicious and ill-conditioned' boy who _____ Oliver at the undertakers.
<b>Fagin</b> An old man who runs the _____. He seems kind but his 'villainous-looking and repulsive face' reflects his _____ as he gets young _____ to do his _____ for him.
<b>Jack Dawkins (The Artful Dodger)</b> A young boy who introduces _____ to Fagin's _____ who has 'all the airs and manners of a man'. He's _____ and cunning.
<b>Bill Sikes</b> A 'rough man' who has been a _____ for many years. He _____ his _____ viciously and brutally _____ his girlfriend, _____.
<b>Nancy</b> Bill's _____ who risks her _____ to help _____ escape from the _____. She loves _____ even though he treats her _____ and she feels _____ about the life of _____ she has led.
<b>Mr. Brownlow</b> A wealthy older _____ who takes _____ in and looks after him. He believes in Oliver's goodness even when it looks like Oliver has stolen from him and eventually finds out the truth about Oliver's parents.



**What we are learning this term:**

- A. Particle model
- B. Changing State
- C. Mixtures
- D. Separating techniques


**7 Key Words for this term**

1. Distillation
2. Separation
3. Solution
4. Solute
5. Solvent
6. Chromatography
7. Properties

**A. What is particle theory?**

The theory that all matter is made up of particles.

A.	Describe the arrangement and movement of particles in the three states of matter.
Solid	In a regular pattern. Particles can vibrate in a fixed position.
Liquid	Particles are arranged randomly but are still touching each other. Particles can slide past each other and move around.
Gas	Particles are far apart and are arranged randomly. Particles store a lot of energy, they move in all directions at a high speed.



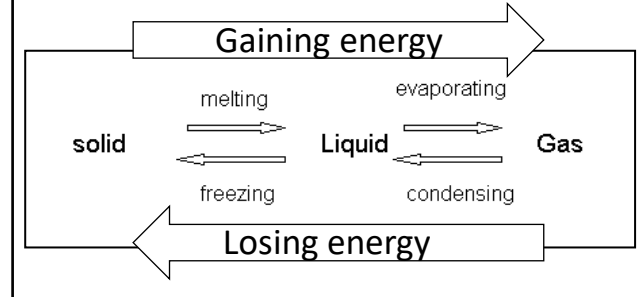
**A. Describe the properties of the three states of matter.**

solid	liquid	gas
● rigid	● not rigid	● not rigid
● fixed shape	● no fixed shape	● no fixed shape
● fixed volume	● fixed volume	● no fixed volume
cannot be squashed	cannot be squashed	can be squashed

**A. What is the law of conservation of mass?**

The Law of Conservation of Mass states that mass cannot be created or destroyed.

B.	What are the different changes of state?
Melting	Change of state from solid to liquid
Freezing	Change of state from liquid to solid
Evaporation	Change of state from liquid to gas
Condensation	Change of state from gas to liquid

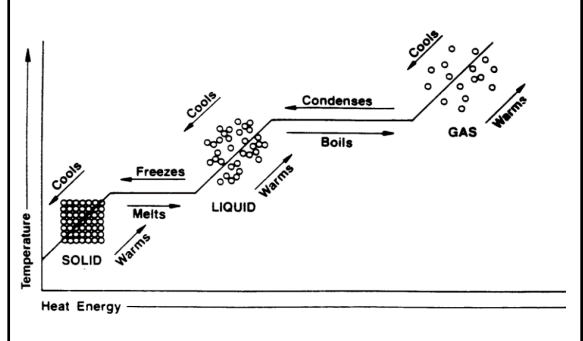


**A. What is diffusion?**

The movement of particles from an area of higher concentration to an area lower concentration.

**B. What happens to the temperature of a substance when it changes state?**

During the change of state, the temperature will stay the same until the change of state is complete



C.	What is the difference between a pure and an impure substance?
Pure	Impure
A material that is made up of only one type of particle.	A material that made up of more than one type of particle.



**What we are learning this term:**

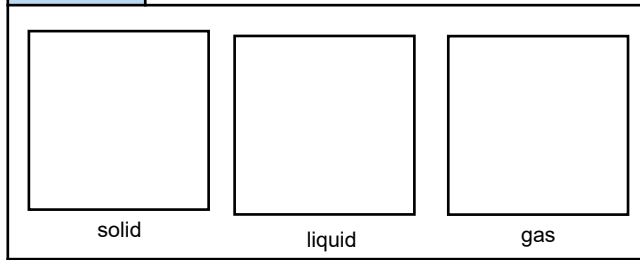
- A. Particle model
- B. Changing State
- C. Mixtures
- D. Separating techniques

**7 Key Words for this term**

1. \_\_\_\_\_
2. \_\_\_\_\_
3. \_\_\_\_\_
4. \_\_\_\_\_
5. \_\_\_\_\_
6. \_\_\_\_\_
7. \_\_\_\_\_

**A. What is particle theory?**

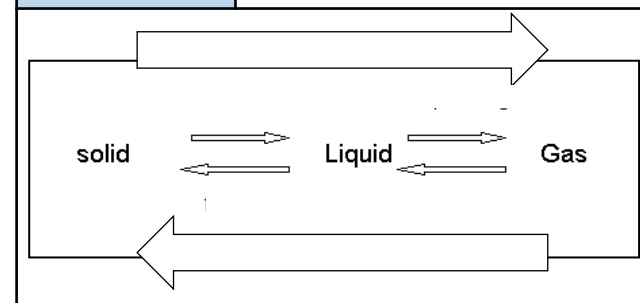
A.	Describe the arrangement and movement of particles in the three states of matter.
Solid	
Liquid	
Gas	



A.	Describe the properties of the three states of matter.		
	Solid	Liquid	Gas

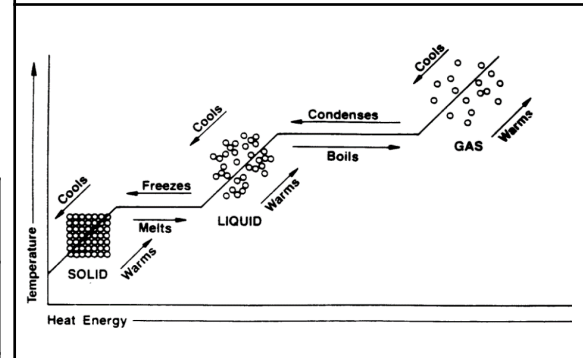
**A. What is the law of conservation of mass?**

B.	What are the different changes of state?
Melting	
Freezing	
Evaporation	
Condensation	

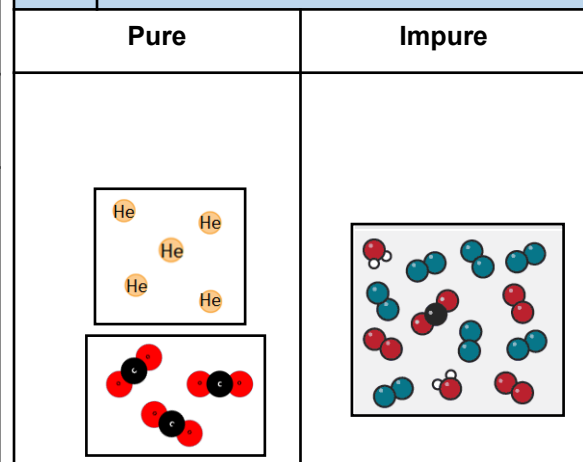


**A. What is diffusion?**

**B. What happens to the temperature of a substance when it changes state?.**



**C. What is the difference between a pure and an impure substance?**

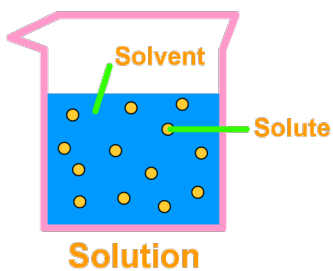




<b>D.</b>	<b>What is a mixture?</b>
A mixture contains different elements or compounds that are not chemically joined to each other.	

<b>D.</b>	<b>What happens when a substance dissolves?</b>
During dissolving, the solvent particles surround the solute particles and move them away from each other, so they are spread out in the solvent.	

<b>D.</b>	<b>What are the different parts of a solution?</b>
Solute	The substance that dissolves into the solvent.
Solvent	The liquid that the solute dissolves into.



<b>D.</b>	<b>What is the difference between a soluble substance and an insoluble substance?</b>
Soluble	A substance that dissolves into a solvent.
Insoluble	A substance does not dissolve into a solvent.

<b>D.</b>	<b>How are different mixtures separated?</b>	
Method	Used to separate:	Apparatus
Evaporation	Soluble substances from a solution	
Filtration	An insoluble solid from a liquid	
Distillation	The parts of a liquid solution according to their boiling point.	
Chromatography	Mixtures of solutes according to their solubilities in a solvent.	





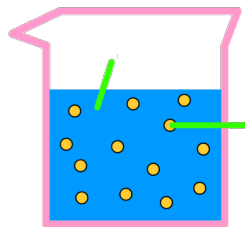
**D. What is a mixture?**

**D. What happens when a substance dissolves?**

**D. What are the different parts of a solution?**

Solute

Solvent



**Solution**

**D. What is the difference between a soluble substance and an insoluble substance?**

Soluble

Insoluble

**D. How are different mixtures separated?**

Method	Used to separate:	Apparatus
Evaporation		
Filtration		
Distillation		
Chromatography		

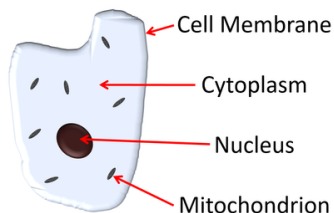


<b>What we are learning in this module:</b>
<p>A. Cells</p> <p>B. Tissues</p> <p>C. Organs</p> <p>D. Organ systems</p>

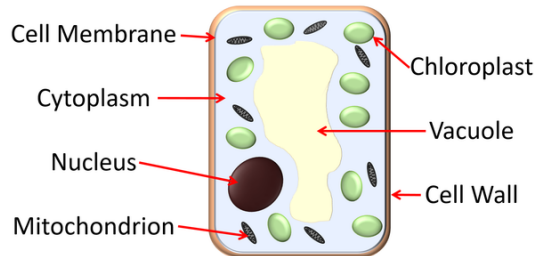
<b>9 Key Words for this module:</b>
<p>1. Multicellular                      6. Tissue</p> <p>2. Organism                            7. Organ</p> <p>3. Nucleus                              8. Membrane</p> <p>4. Magnification                    9. Unicellular</p> <p>5. Cell</p>

<b>A. What are cells?</b>
Cells are the building blocks of all living organisms

<b>A. What are the main parts of an animal cell?</b>	
Nucleus	Contains the genetic material and controls what happens inside the cell.
Cell membrane	Controls movement of substances into and out of the cell
Cytoplasm	Jelly-like substance, where chemical reactions happen
Mitochondrion	Where most respiration reactions happen



<b>A. What are the main parts of a plant cell?</b>	
Nucleus	Contains the genetic material and controls what happens inside the cell.
Cell membrane	Controls movement of substances into and out of the cell
Cytoplasm	Jelly-like substance, where chemical reactions happen
Mitochondrion	Where most respiration reactions happen
Cell wall	Made of cellulose, which supports the cell
Vacuole	Contains a liquid called cell sap, which keeps the cell firm
Chloroplasts	Where photosynthesis happens



<b>A. How do we use to look at cells?</b>
Microscopes

**Parts of a microscope**

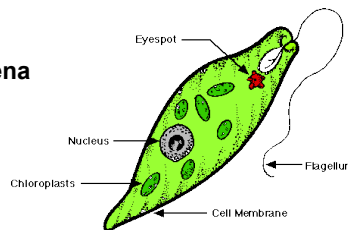
<b>A. How do you calculate magnification?</b>
---

$$\text{magnification} = \frac{\text{image size}}{\text{actual size}}$$

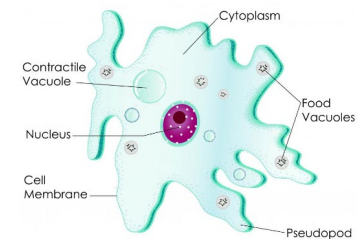
<b>A. What are unicellular organisms?</b>
---

Unicellular organisms are made up of just one cell. Unicellular organisms often have structural adaptations to help them survive.

**Euglena**



**Amoeba**



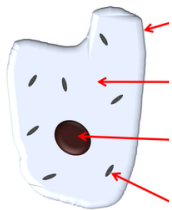


<b>What we are learning in this module:</b>
<ul style="list-style-type: none"> <li>A. Cells</li> <li>B. Tissues</li> <li>C. Organs</li> <li>D. Organ systems</li> </ul>

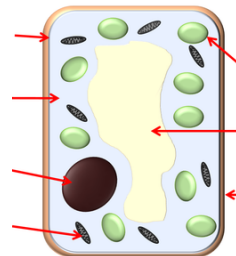
<b>9 Key Words for this module:</b>										
<table border="0"> <tr> <td>1.</td> <td>6.</td> </tr> <tr> <td>2.</td> <td>7.</td> </tr> <tr> <td>3.</td> <td>8.</td> </tr> <tr> <td>4.</td> <td>9.</td> </tr> <tr> <td>5.</td> <td></td> </tr> </table>	1.	6.	2.	7.	3.	8.	4.	9.	5.	
1.	6.									
2.	7.									
3.	8.									
4.	9.									
5.										

<b>A. What are cells?</b>

<b>A. What are the main parts of an animal cell?</b>	
Nucleus	
Cell membrane	
Cytoplasm	
Mitochondrion	



<b>A. What are the main parts of a plant cell?</b>	
Nucleus	
Cell membrane	
Cytoplasm	
Mitochondrion	
Cell wall	
Vacuole	
Chloroplasts	



<b>A. How do we use to look at cells?</b>

**Parts of a microscope**






<b>A. How do you calculate magnification?</b>

<b>A. What are unicellular organisms?</b>

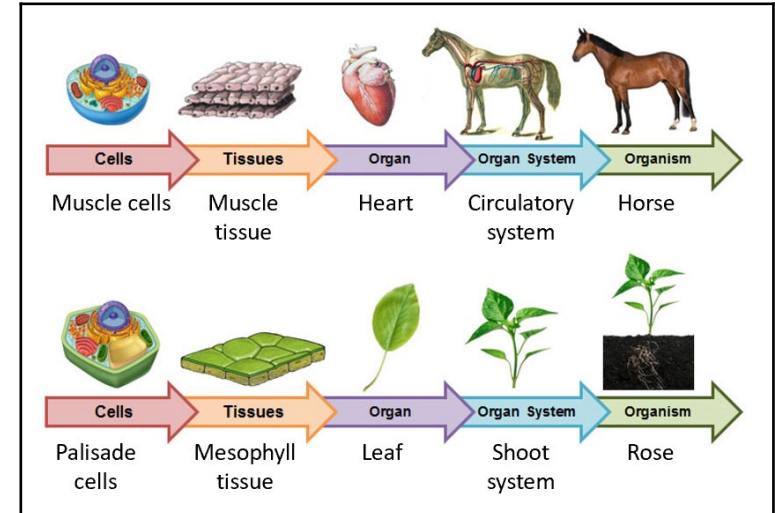
**Euglena**

**Amoeba**



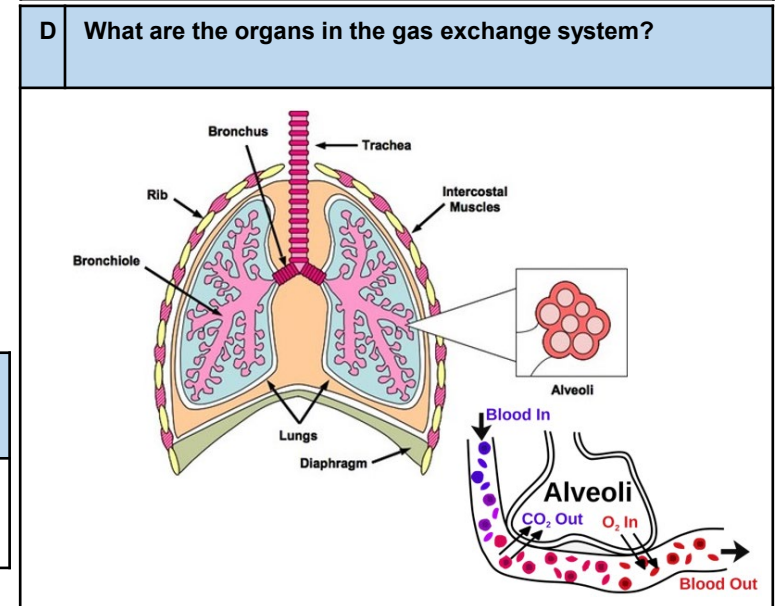
B. What are specialised cells?			
Specialised cells are found in multicellular organisms.			
Each specialised cell has a particular function within the organism			
Type of cell	Function	Special features	
Animal cells	 Red blood cells	To carry oxygen	<ul style="list-style-type: none"> <li>• Large surface area, for oxygen to pass through</li> <li>• Contains haemoglobin, which joins with oxygen</li> <li>• Contains no nucleus</li> </ul>
	 Nerve cells	To carry nerve impulses to different parts of the body	<ul style="list-style-type: none"> <li>• Long</li> <li>• Connections at each end</li> <li>• Can carry electrical signals</li> </ul>
	 Male reproductive cell (sperm cell)	To reach female cell, and join with it	<ul style="list-style-type: none"> <li>• Long tail for swimming</li> <li>• Head for getting into the female cell</li> </ul>
Plant cells	 Root hair cell	To absorb water and minerals	<ul style="list-style-type: none"> <li>• Large surface area</li> </ul>
	 Leaf cell	To absorb sunlight for photosynthesis	<ul style="list-style-type: none"> <li>• Large surface area</li> <li>• Lots of chloroplasts</li> </ul>

B What are the 2 main types of organism?	
Unicellular	Consisting of just one cell
Multicellular	Consisting of many cells



<b>B. What is a tissue?</b>
A group of cells working together to perform a particular function
<b>C. What is an organ?</b>
A group of tissues working together to perform a particular function
<b>D. What is an organ system?</b>
A group of organs working together to perform a particular function


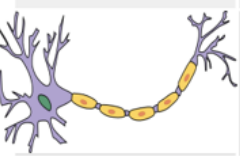



<b>B. How do substances move into and out of cells?</b>
By diffusion.





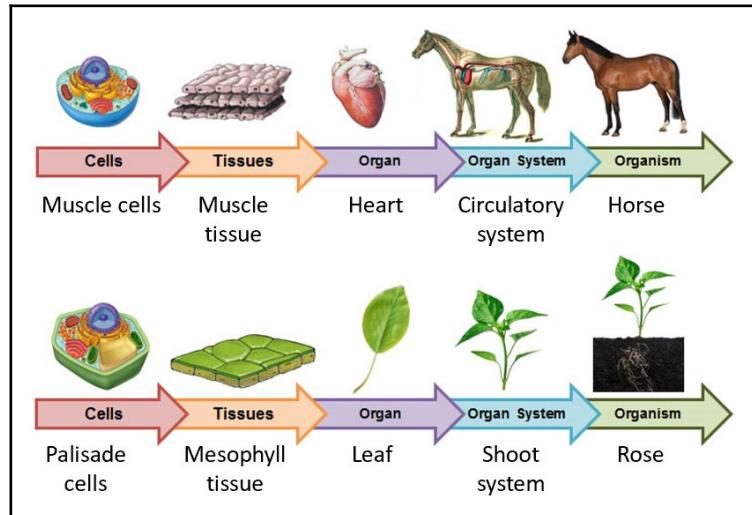
**B. What are specialised cells?**

Each specialised cell has a particular function within the organism

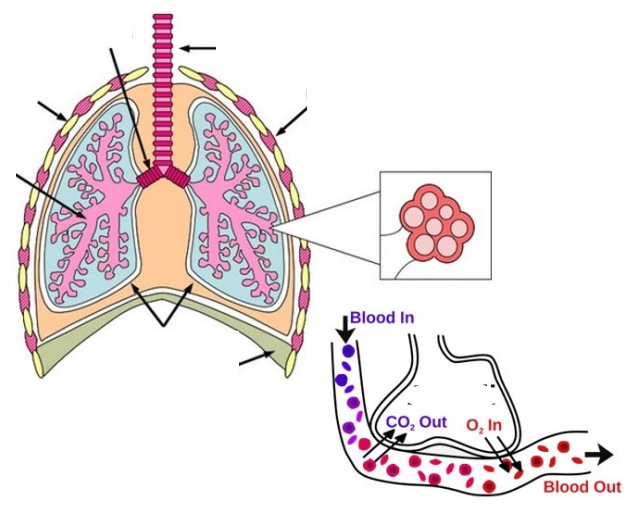
	Type of cell	Function	Special features
Animal cells			
			
			
Plant cells			
			

**B What are the 2 main types of organism?**

Unicellular	
Multicellular	



**D What are the organs in the gas exchange system?**



**B. What is a tissue?**

**C. What is an organ?**


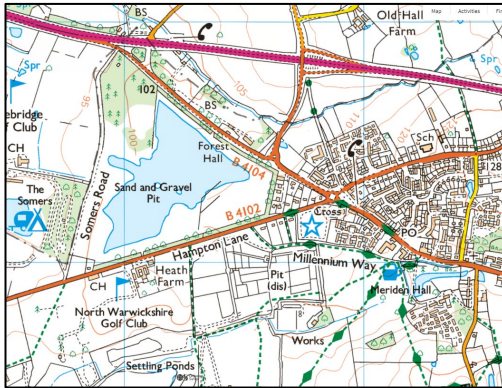
**D. What is an organ system?**

**B. How do substances move into and out of cells?**

# Introduction to geographical skills

## Maps and symbols

OS maps use symbols to show human and physical features. Maps have a **title**, **labels**, a **compass rose**, a **scale** and a **key**.



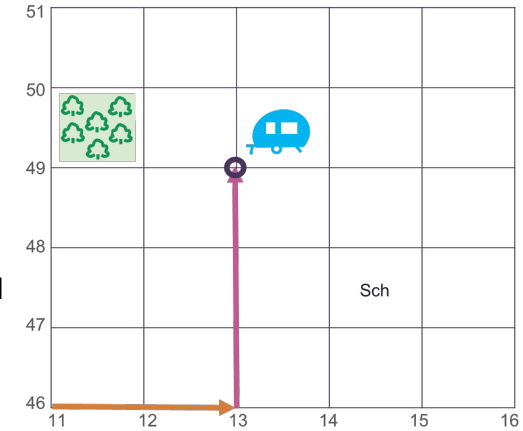
## Key vocabulary

- **Continent** – One of the seven large land masses on Earth
- **Longitude** – The lines down the earth showing east or west
- **Latitude** – The lines across the earth showing north and south
- **Eastings** – The grid reference along the bottom
- **Northings** – The grid reference up the side
- **Contour lines** – Brown lines on a map that show height
- **Relief** – The height of the land
- **Topography** - The shape and physical features of an area
- **Altitude** - Height above sea level (measured in metres).
- **OS map** – Ordnance Survey is a map of areas of the UK

## Four-figure grid references

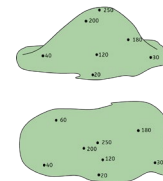
Four-figure grid references are used to describe locations on an OS map.

1. Look at the bottom-left corner of the square.
2. Find the **eastings**.
3. Find the **northings**.
4. Write down the four-figure grid reference.




## Relief

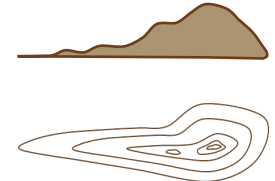
Height on a 2D map can be shown using three methods:



Spot heights – a dot giving the exact height of a specific point.



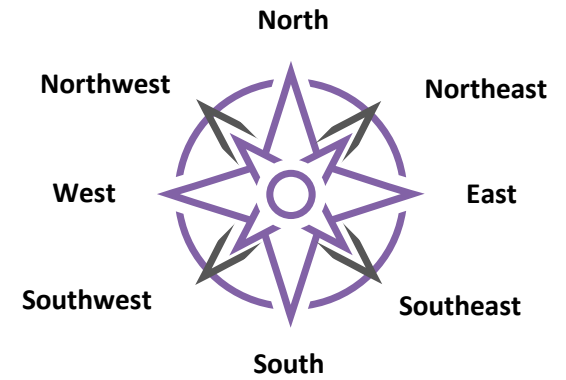
Colour layering - different heights are shown by bands of different colours.



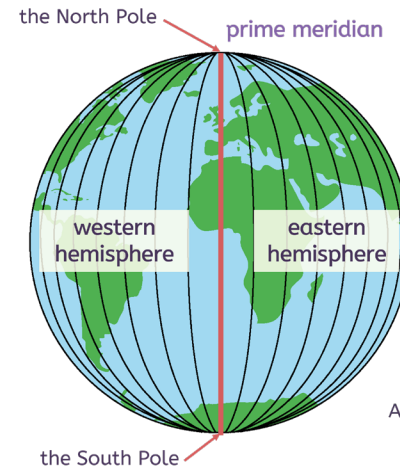
Contour lines – brown lines connecting areas of the same height.

# Introduction to geographical skills

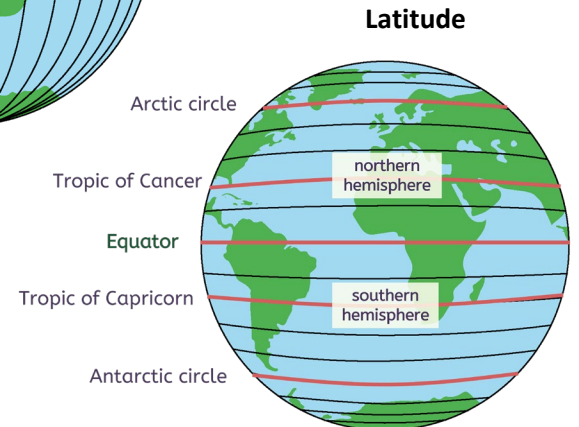
## Continents, oceans and countries in the UK



## Longitude and latitude



### Longitude

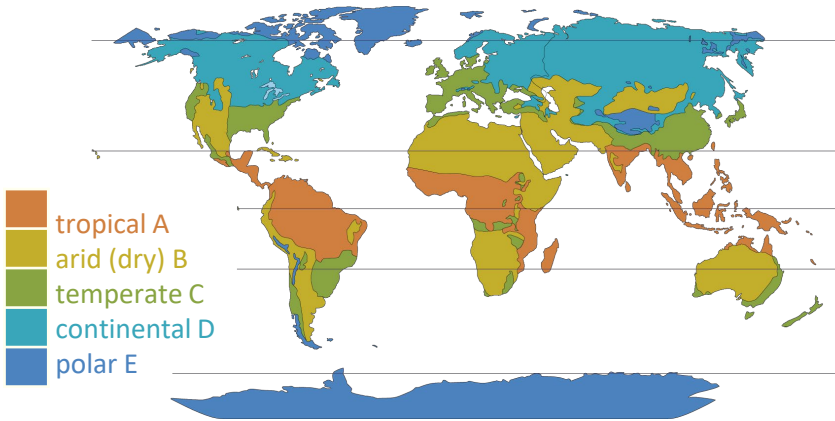


### Latitude



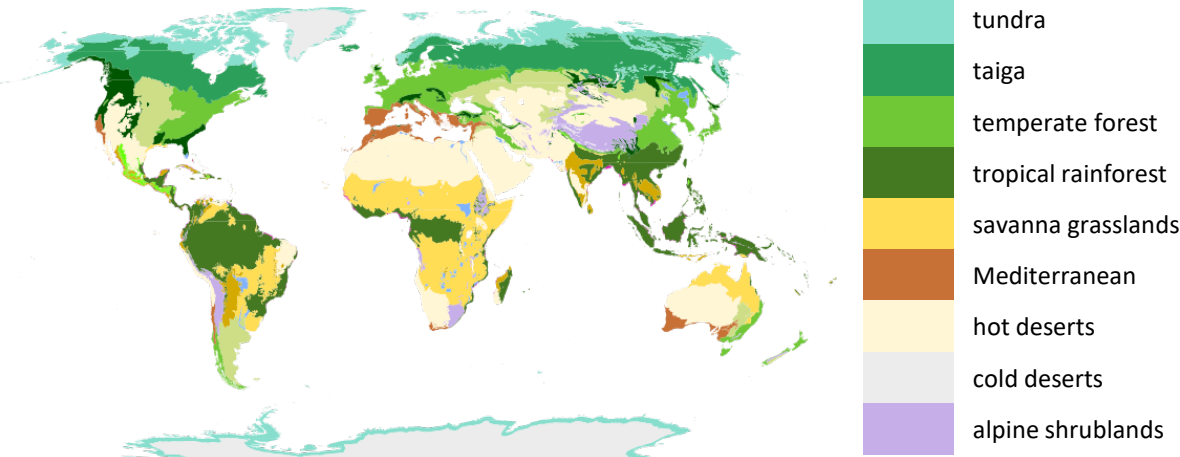
# Introduction to global climate

## Climate zones



Climate zones are areas in the world that have a similar climate. There are several major climate zones in the world, and the main six are shown on this map. The climate zones generally group together horizontally, following lines of latitude.

## Biomes



Biomes are areas of the world that, because of similar climates, have similar landscapes and wildlife. Biomes are shown on the map.

## Key Vocabulary

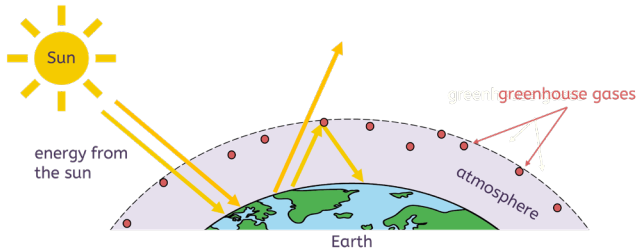
- **greenhouse gases** – gases such as carbon dioxide that trap heat within the atmosphere
- **the greenhouse effect** – the natural warming of the planet to its habitable temperature, caused by trapping heat in the Earth's atmosphere
- **the enhanced greenhouse effect** – the unnatural warming of the Earth due to increased greenhouse gases in the atmosphere
- **global warming** – the increase of average temperatures on Earth; this happens naturally but happens faster due to the enhanced greenhouse effect
- **climate change** – the change in the Earth's long-term weather patterns, including precipitation, wind and temperature
- **fossil fuel** – a (chemical) store of energy formed over millions of years from dead plants and animals





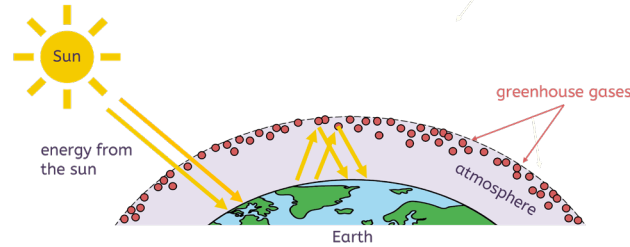
# Introduction to global climate

## Global warming

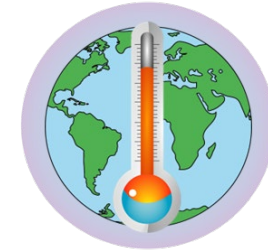


The **greenhouse effect** is the **natural process**, which has always taken place, that keeps the Earth warm. Without it, the Earth would be too cold to live on.

The light and heat energy are trapped in the atmosphere by greenhouse gases, such as carbon dioxide. This warms the Earth.



The **enhanced greenhouse effect** causes an **unnatural increase in temperature**. Human activities (such as burning fossil fuels, transport, waste, agriculture, deforestation) increase the amount of greenhouse gases in the atmosphere. The Earth warms more quickly, and global warming increases.



Accelerated global warming can also lead to other changes in the Earth's long-term weather patterns, such as precipitation, wind and storms. The changes to the Earth's wider climate – not just temperature – are called **climate change**.

## The causes of climate change

Climate change is caused by:

- burning fossil fuels for transport and electricity generation, which releases greenhouse gases
- deforestation, which reduces the absorption of greenhouse gases
- agriculture and waste disposal, which release greenhouse gases



deforestation



electricity generation



transport



agriculture

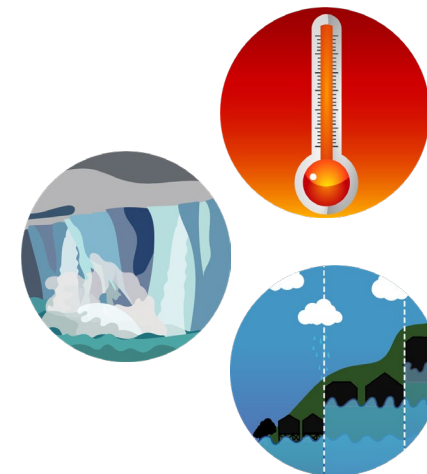


waste

## The effects of climate change

Climate change can cause:

- more extreme weather events, such as heatwaves
- melting sea ice and ice caps
- rising sea levels and flooding of coastal areas



# Unit 1 Worldviews c. 1000

## A. Keywords:

1. **Abbasid dynasty (n)** - The line of rulers of the Islamic Empire from 750 to 1258.
2. **Astrolabe (n)**- A metal instrument that uses the stars to find direction and position.
3. **Astrology (n)**- Studying the movement of stars and planets and interpreting their influence on the world.
4. **Astronomy (n)**- The study of space, stars and planets.
5. **Baghdad (n)**- The capital of the Islamic Empire under the Abbasid dynasty.
6. **Bishop (n)**- The person in charge of the Church in a diocese (a group of parishes).
7. **Byzantine Empire (n)**- The Greek-speaking eastern Roman Empire.
8. **Caliph (n)**- The religious and political leader of an Islamic empire.
9. **Christendom (n)**- Christian people or countries as a whole.
10. **Constantinople (n)** - The capital of the eastern Roman Empire.
11. **Dynasty (n)** a sequence of rulers from the same family.
12. **Empire (n)**- A group of countries ruled by a single ruler (Emperor / Empress).
13. **Innovation (n)** the process of improving something or creating something that is a new technology.
14. **Empire (n)** a group of countries ruled by a single ruler.
16. **Apothecary (n)** a person who in the past made and sold medicines.
17. **Monarch (n)** a king or queen
18. **Inference (n)** a conclusion drawn from evidence based on what is seen and what is already known.


## B. Key people:

1. **Al-Mansur** - The Abbasid caliph from 754-775.
2. **Al-Masudi** - An Arab geographer (896-956).
3. **Al-Razi** - A physician in Baghdad who wrote books on medicine (854-925).
4. **Emperor Constantine** - Roman Emperor who converted the official religion of the Roman Empire to Christianity in 380 CE and created a new capital at Constantinople.
5. **Empress Zoe** - Byzantine Empress, 1028-1050.
6. **Euclid** - A Greek mathematician from the 3rd century BCE.

<b>Power</b>	The control a person or group has in a country.  For example, powerful empires which existed c.1000 held power through emperors, empresses and caliphs.  <i>This includes threads such as warfare and empire.</i>
<b>Identity</b>	The qualities and characteristics that make a person who they are and what they value as important.  For example, religious beliefs such as Buddhism, Islam and Christianity influenced empires and individuals c.1000.  <i>This includes threads such as women and beliefs.</i>
<b>Connectivity</b>	The act of joining or being linked to somewhere, someone or something else.  For example, people, knowledge and beliefs travelled across continents using trade routes, such as the Silk Roads.  <i>This includes threads such as migration, trade, innovation, medicine and knowledge.</i>

## C. Keywords:

1. **Geometry** - Mathematics that deals with points, lines, angles and shapes.
2. **House of Wisdom** - A place in Baghdad where scholars met to learn and discuss knowledge.
3. **Madrassa** - A Muslim school or college.
4. **Monastery** - A community of monks living together.
5. **Monk** - A man who commits his whole life to God, living in a monastery.
6. **Mosque** - A Muslim place of worship.
7. **Pope** - Head of the Roman Catholic Church.
8. **Pilgrim** - Someone who travels to a holy place.
9. **Priest** - The person in charge of the church in each parish.
10. **Relic** - The remains of a saint's body or belongings.
11. **Saint** - A person recognised as being holy.
12. **Silk Roads** - The land route used for trade between China, the Middle East, Europe and North Africa.



<b>BC =</b> Before Christ (any year before the year 0)	<b>AD =</b> Anno Domini (the year of our lord) - used for any year after 0.	<b>Timeline</b> - a visual display of a list of events in chronological order	<b>Chronology</b> - putting events in time order	<b>Decade</b> - 10 years	<b>Century</b> - 100 years	<b>Millenium</b> - 1000 years	<b>Interpretation</b> - an informed opinion on something	<b>Source</b> - Documents, objects, or other items which are used to learn about the past
---	---	---	--	--------------------------	----------------------------	-------------------------------	--	---










# 7.01: Religion Locally and Nationally



## Key Vocabulary

1	<b>diversity</b>	Differences between a group or setting.
2	<b>Christianity</b>	The religion that <b>Christians</b> follow.
3	<b>Islam</b>	The religion that <b>Muslims</b> follow.
4	<b>Judaism</b>	The religion that <b>Jewish people</b> follow.
5	<b>Hindu Dharma</b>	The religion that <b>Hindus</b> follow.
6	<b>Sikhi</b>	The religion that <b>Sikhs</b> follow.
7	<b>Buddhism</b>	The religion that <b>Buddhists</b> follow.
8	<b>Humanism</b>	A non-religious tradition followed by <b>Humanists</b> .
9	<b>migration</b>	The movement of people from one place to another.
10	<b>persecution</b>	Unfair or cruel treatment over a long period of time because of race, religion or political beliefs.
11	<b>census</b>	An official survey of the people who live in a country.

## Religious and Non-Religious Symbols and Buildings

Follower	Symbol	Building
Christian	 Cross	church
Jewish	 Star of David	synagogue
Muslim	 Crescent Moon	mosque
Hindu	 Aum	mandir
Sikh	 Khanda	gurdwara
Buddhist	 Dharma Wheel	temple
Humanist (non-religious)	 Happy Human	(various)

## The Census Data and Key Changes

- |  |   |
|--|---|
| <p>In 2021,</p> <ul style="list-style-type: none"> <li>• More people described themselves as religious than non-religious.</li> <li>• The largest religious group was Christianity, followed by Islam and Hindu Dharma.</li> </ul> | <p>Between 2001 and 2021,</p> <ul style="list-style-type: none"> <li>• The number of people choosing to answer the question increased.</li> <li>• The number of people reporting 'no religion' increased.</li> <li>• The number of people reporting Muslim, Hindu, Sikh and Buddhist increased.</li> <li>• The number of people reporting Christian decreased.</li> </ul> |
|--|---|

## Tools for Studying Religion

Social sciences are a group of subjects that are interested in how people live together in a society. Social scientists study how people change society and how society changes them.

Social scientists collect data in a range of ways, including surveys like the census, as well as looking at evidence of religion in a community's buildings.





<b>What we are learning this term:</b>	
A. Countries and Nationalities B. Members of the family C. Colours D. Describing appearance E. Key words across topics F. Translation practice	
<b>6 Key Words for this term</b>	
1. hablar	4. el pelo
2. ¿dónde vives?	5. los ojos
3. Me llamo	6. las mascotas

<b>C. ¿Qué color es? What colour is it?</b>	
<b>Los colores</b> amarillo/a atigrado/a azul blanco/a dorado/a gris marrón negro/a rojo/a verde dorados/as marrones negros/as	<b>Colours</b> Yellow Tabby Blue White Gold Grey Brown Black Red Green Gold Brown black

<b>Key Verbs</b>				
Ser To be	Tener To have	Hablar To speak	Comer To eat	Vivir To live
Soy I am	Tengo I have	Hablo I speak	Como I eat	Vivo I live
Eres You are	Tienes You have	Hablas You speak	Comes You eat	Vives You live
Es s/he is	Tiene s/he has	Habla s/he speaks	Come s/he eats	Vive s/he lives
Somos We are	Tenemo We have	Hablamos We speak	Comemos We eat	Vivimos We live
son They are	tienen They have	hablan They speak	comen They eat	viven They live

**A. ¿Dónde vives? Where do you live?**

<b>Vivo en ... Los países</b> Escocia España Estados Unidos Gales Irlanda ¿De dónde eres? Soy (de) ... ¿Dónde vives? La nacionalidad ¿Cuál es tu nacionalidad? escocés/escocesa español/a Irlandés/a inglés galés	<b>I live in ... Countries</b> Scotland Spain United States England Ireland Where are you from? I'm (from) ... Where do you live? Nationality What nationality are you? Scottish Spanish Irish English Welsh
--	---

**D. Describe – describe yourself**

<b>Los ojos y el pelo</b> ¿De qué color es tu pelo? Tengo ... Tiene ... el pelo castaño el pelo negro el pelo pelirrojo el pelo rubio el pelo corto el pelo largo el pelo liso el pelo ondulado el pelo rizado ¿De qué color son tus ojos? los ojos verdes alto/a bajo/a de talla mediana pelirrojo/a rubio/a	<b>Eyes and hair</b> What colour is your hair? I've got ... He's/She's got brown hair black hair red hair fair hair short hair long hair straight hair wavy hair curly hair What colour are your eyes? green eyes Tall Short medium height/size red-headed Fair/blonde
--	--

**B. ¿Describe tu familia? Describe your family**

¿Tienes hermanos?  un hermano/una hermana. Soy hijo único/a Somos gemelos/as ¿Cómo se llama tu madre/padre? Mi madre/padre se llama abuelos tíos primos	Do you have brothers and sisters? I've got a brother/a sister. I'm an only child We are twins What's the name of your mum/father? My mother/father's name is grandparents aunties/uncles cousins
--	--

**E. Las Mascotas y sus Personalidades – Pets and their Personalities**

un caballo un pájaro un perro un conejo un cobayo un gato un pez un ratón una tortuga tranquilo/a mono/a divertido/a atrevido/a de mal humor cariñoso/a serio/a independiente inteligente tonto/a ruidoso/a irritante sometido/a amoroso/a aburrido/a hiperactivo/a perezoso/a tímido/a valiente leal	A horse a bird a dog a rabbit a guinea pig a cat a fish a mouse a tortoise quiet cute funny daring bad tempered affectionate serious independent intelligent silly loud irritating subdued loving boring hyperactive lazy shy brave loyal
---	---

**F. Key Words across Topics?**

to have = tener to be = ser to go = ir to do = hacer to play = jugar to see = ver to listen=escuchar to buy =comprar to live =vivir to speak= hablar to have to = deber to want to=querer to visit = visitar to eat - =comer to drink = beber to go out = salir to read = leer to work = trabajar to think = pensar to write =escribir	Me gusta – I like Me encanta – I love Odio - I hate Porque – because Divertido – fun Aburrido – boring Util – useful Inutil – useless Comodo – comfy Interestante- interesting Entretenido – entertaining Emocionante – exciting Guay – cool Genial – great Soso – dull Asqueroso – disgusting Malo- bad Bueno - good
---	--

G. Translation Practice	
I am tall	S a
My brother is English	M h e l
My sister is Scottish	M h e e
My mum is tall and blonde	M m e a y r
My dad is short and fat	M p e b y g
My brother is tall and thin	M h e a y d
I have the eyes blue and the hair brown and curly	T l o a y e p m y r
She has the hair wavy and ginger	T e p o y p
They have green eyes	T l o v
I am an only child	S h u
My mum is funny	M m e d
My sister is irritating	M h e i
I have green eyes	T l o v
I don't have blue eyes	N t l o a
My dog is black	M p e n
My cat is white	M g e b
I have 3 dogs	T t p
I don't have any pets	N t m

H. Key Questions: Answer the following in your own words. Use these model answers	
¿Cómo eres? Describe your appearance	Soy bastante alto y delgado. Tengo los ojos azules y el pelo negro.
¿Cómo es tu familia? What's your family like	Vivo con mis padres. Mi padre se llama Bill y mi madre se llama Emily. Mi padre es alto y gordo pero mi madre es alta y delgada. Mi madre tiene el pelo pelirrojo pero mi padre tiene el pelo marrón y ondulado.
¿Tienes animales? Do you have any pets?	Si, tengo un perro que se llama Fido. Mi perro es negro y es muy leal y cariñoso.
¿Cómo es tu madre?	Mi madre tiene el pelo rubio y los ojos azules. No es muy alta y es muy divertida como yo.

I. Key Questions: Translate these model answers using the KO	
¿Cómo eres? Describe your appearance	I am quite short and a little fat. I have green eyes and black hair
¿Cómo es tu familia? What's your family like	I live with my parents and my grandparents. My dad is called Bob and my mum is called Emily. My dad is short and fat and my mum is short and slim. My mum has brown hair and my dad has short blonde hair. I have short curly black hair and green eyes.
¿Tienes animales? Do you have any pets?	Yes, I have a white cat. My cat is very serious and is bad tempered. My sister has a black guinea pig called Coco. Coco is very funny.
¿Cómo es tu madre?	My mum is very short with long black hair. She has green eyes and is very serious.

J. Key Grammar	
Words for THE and A	The = el or la or los or las – depending on if it's masculine/feminine/plural A = un or una – if it's masculine or feminine
Using the verbs "to be" and "to have" correctly	Tengo = I have (you just need one word in Spanish not 2 like in English) but remember each person needs a different word eg he has = tiene, we have = tenemos
Adjective placement Adjective agreement	Remember adjectives go after the noun Remember adjectives have to agree with the noun in number and gender Eg ojos azules –eyes blue, pelo negro - black hair
Use porque to describe your opinions Use singular and plurals correctly	Quiero a mi madre porque es muy divertida = I love my mum because she's very funny  Mis gatos son blancos – My cats are white Mis tortugas son rojas – My tortoises are red





Year 7 Term 1 : Topic = Healthy Eating and High Skills

**What we are learning this term:**

- A. Health, safety and hygiene in the kitchen
- B. The Eatwell guide and nutrients
- C. Design Ideas
- D. Weighing
- E. Practical skills
- F. Evaluation Work

**B. What are the 5 different sections of the Eatwell plate?**

- 1 Fruit and Vegetables
- 2 Carbohydrates
- 3 Protein
- 4 Dairy
- 5 Fats and Oils

**6 Key Words for this term**

- |                  |                    |
|------------------|--------------------|
| 1 Hygiene        | 4 Cuisine          |
| 2 Health         | 5 Sensory Analysis |
| 3 Food Poisoning | 6 Preparation      |

**A. What are the three main nutrients required in the diet?**

Carbohydrates	Foods that are eaten to give the body energy
Protein	Food that are eaten to build and repair muscles and cells
Fats	Food that are eaten to protect your vital organs and insulate your body.



**A. What nutritional foods are in the top picture? Can you list 5 of the food that you can see?**

In this photo you can see a number of **protein** foods. Protein helps our muscles and cells to grow and repair. Some examples in this photo include:

1. Chicken
2. Eggs
3. Nuts
4. Cheese
5. Salmon



**B. What nutritional foods are in the top picture? Can you list 5 of the food that you can see?**

In this photo you can see a number of **carbohydrate** foods. Carbohydrates give out body energy. Some examples in this photo include:

1. Bread
2. Pasta
3. Rice
4. Potatoes
5. Bananas

**C. Can you list 5 health, safety and hygiene rules and explain the importance of them?**

Rule

- 1 Wash your hands in hot soapy water
- 2 tie back your hair
- 3 wear an apron
- 4 use oven gloves when handling hot food
- 5 wash your hands after handling meat

Why it is important

- 1 to kills germs and bacteria
- 2 to stop hair getting into the food
- 3 to protect yourself and your food from contamination
- 4 to avoid burning yourself
- 5 to avoid giving yourself or others food poisoning

E.	Keywords
Hygiene	A method of keeping yourself and equipment clean
Research	Information that you find out to help you with a project
Cuisine	Food from a different country
Target Market	The age or type of person you are creating a product for.
Carbohydrates	Foods that give you energy
Protein	Food that grow and repair your muscles
Fibre	Foods that keep your digestive system healthy and avoid constipation.
Calcium	Foods that make your teeth and bones strong
Design Idea	A sketch or plan of how you are hoping a project to turn out.
Organisation	Having everything ready for a lesson and following instructions
Time keeping	Using the time to remain organised.
Sensory analysis	Use your senses to taste and describe a product
Mood Board	A collage of photos and key words based on a project



Year 7 Term 1 : Topic = Healthy Eating and High Skills

**What we are learning this term:**

- A. Health, safety and hygiene in the kitchen
- B. The Eatwell guide and nutrients
- C. Design Ideas
- D. Weighing
- E. Practical skills
- F. Evaluation Work

**6 Key Words for this term**

- 1 Hygiene
- 2 Health
- 3 Food Poisoning
- 4 Cuisine
- 5 Sensory Analysis
- 6 Preparation

**A. What are the three main nutrients required in the diet?**


**B. What are the 5 different sections of the Eatwell plate?**

- 1
- 2
- 3
- 4
- 5



**A. What nutritional foods are in the top picture? Can you list 5 of the food that you can see?**

--

**B. What nutritional foods are in the top picture? Can you list 5 of the food that you can see?**

--

**C. Can you list 5 health, safety and hygiene rules and explain the importance of them?**








Rule	Why it is important
• 1	• 1
• 2	• 2
• 3	• 3
• 4	• 4
• 5	• 5




E.	Keywords
Hygiene	
Research	
Cuisine	
Target Market	
Carbohydrates	
Protein	
Fibre	
Calcium	
Design Idea	
Organisation	
Time keeping	
Sensory analysis	
Mood Board	




<b>What we are learning this term:</b>						
<b>A. Workshop Tools</b>	<b>B. Materials</b>	<b>C. Modelling</b>	<b>D. Key Words</b>	<b>E. Evaluating Work</b>		

<b>A. Workshop Tools</b>						
<b>Steel Rule</b>	<b>Wooden Vice</b>	<b>Clamp</b>	<b>Bench Hook</b>	<b>Tenon Saw</b>	<b>Pillar Drill</b>	<b>Bandfacer</b>
						





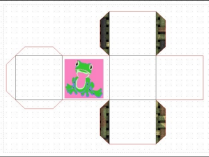
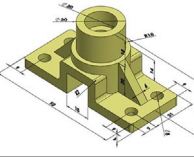
<b>B. Materials</b>	
<b>Timbers</b> come from <b>trees</b>	
	<p><b>Scots pine</b> – which you used for your maze frame – is a <b>softwood</b></p> <p><b>Softwoods</b> come in planks and boards</p>

<b>Manufactured Boards</b> come from <b>wood pulp</b>	
	<p><b>Plywood</b> – which you used as your base, insert and maze walls – is a <b>manufactured board</b></p> <p><b>Manufactured Boards</b> come in sheets</p>

<b>Polymers</b> come from <b>crude oil</b>	
	<p><b>Acrylic</b> – which you used as your lid for your maze – is a <b>polymer</b></p> <p><b>Polymers</b> come in sheets, graduals and filament</p>





<b>C. Modelling</b>		
<b>Creating a 3D representation of your product before you manufacture it.</b>		

You can use a variety of different materials and computer programs to create a mock up model or prototype such as;


		
Cardboard	Foamboard	Scrap Wood
		
3D Printing	2D Design	Solidworks

Modelling is used to test a product before manufacture, to see what works and what doesn't.

<b>Advantages</b>	<b>Disadvantages</b>
Allows a designer to physically handle or view from all sides	Can be time-consuming and complicated
Changes can be made quickly and easily	Testing can be unreliable as they don't use the same materials as the end product

<b>D.</b>	<b>Key Words</b>
<b>Specification</b> 	A specific list of things that your product should be or do.
<b>Modelling</b> 	A way of making a 3D representations of your proposed design. To see what went well and how it can be improved.
<b>Sustainable</b> 	Limited negative impact on the environment.
<b>Manufacture</b> 	Making a product using tools and machinery.

<b>E.</b>	<b>Evaluation of Products</b>
-----------	-------------------------------

<b>Evaluate</b> 	To judge and give an opinion.
--	-------------------------------

Designers will evaluate their products to see what works well and what doesn't. This way they can make any improvements on their current designs to ensure a high-quality product.

**When writing an evaluation it is important to include the following three things:**

1. Positives – what works well
2. Negatives – what doesn't work well
3. Possible improvements – how could you make it better?

**For example:**  
My maze looks really fun and challenging to play. However, when tested the model version of my game, it was too difficult to complete. One improvement I could make is by taking away some of the traps or moving some of the walls around, so that it is more fun to play.



**What we are learning this term:**

**A. Workshop Tools    B. Materials    C. Modelling    D. Data Analysis & Evaluation**

**A. Workshop Tools**

--	--	--	--	--	--	--

**B. Materials**

**Timbers** come from \_\_\_\_\_

	<p><b>Scots pine</b> – which you used for your maze frame – is a <b>softwood</b></p> <p><b>Softwoods</b> come in _____ and _____</p>
--	--

**Manufactured Boards** come from \_\_\_\_\_

	<p><b>Plywood</b> – which you used as your base, insert and maze walls – is a <b>manufactured board</b></p> <p><b>Manufactured Boards</b> come in _____</p>
--	---

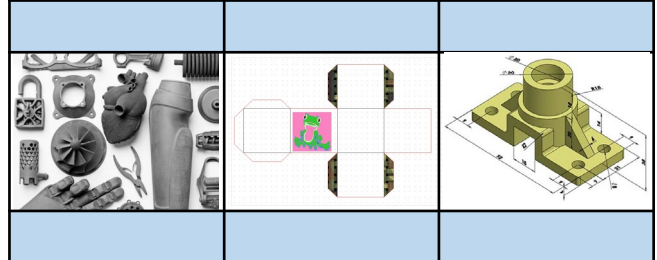

**Polymers** come from \_\_\_\_\_

	<p><b>Acrylic</b> – which you used as your lid for your maze – is a <b>polymer</b></p> <p><b>Polymers</b> come in _____, _____ and _____</p>
--	--

**C. Modelling**

Creating a \_\_\_\_\_ before you manufacture it.

You can use a variety of different materials and computer programs to create a mock up model or \_\_\_\_\_ such as;



Modelling is used to \_\_\_\_\_ before manufacture, to see what works and what doesn't.

<b>Advantages</b>	<b>Disadvantages</b>

**D. Key Words**

<b>Specification</b> 	_____
<b>Modelling</b> 	_____
<b>Sustainable</b> 	_____
<b>Manufacture</b> 	_____

**E. Evaluation of Products**

**Evaluate** \_\_\_\_\_

**Think back to your completed handheld maze hand game. Evaluate one positive aspect of it, one negative aspect of it and an improvement you would like to have made if you had time.**

\_\_\_\_\_

\_\_\_\_\_

\_\_\_\_\_

\_\_\_\_\_

\_\_\_\_\_

**Possible sentence starters:**

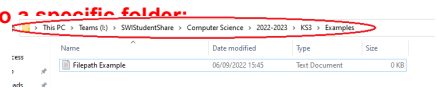
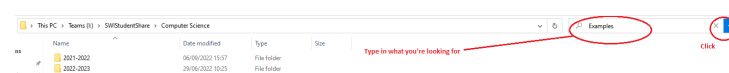
- One thing that was successful.....
- One thing that I had issues with was.....
- If I had more time, I could improve this by.....



A. Creating Strong Passwords	
A strong password should:	
A	Use a mixture of 10-15 characters.
B	Use symbols and numbers.
C	Use upper and lower case letters.
D	Avoid sequences.
E	Not contain personal information
A weak password	
A	Is short (less than 10 characters long)
B	Uses popular terms.
C	Uses common phrases.
D	Uses sequences of letters or numbers.
E	Uses personal information (individual's name, date of birth).

**What we are learning this term:**  
 A. Creating strong passwords    B. File Handling    C. Folder Handling    D. Typing

B. File Handling	
Keyboard shortcuts	
Select All	<b>Ctrl+A</b>
Paste	<b>Ctrl+V</b>
Cut	<b>Ctrl+X</b>
Save	<b>Ctrl+S</b>
File Types	
Image Files	<b>.png .bmp .jpg .jpeg .gif</b>
Word Document Files	<b>.doc .docx .rtf</b>
Video Files	<b>.mp4 .avi .mov .wmv</b>
Spreadsheet	<b>.xlsx</b>

C. Folder Handling	
Folders	<b>Folders are areas on our computer which can hold items/ files.</b>
Ctrl + Shift + N	<b>Shortcut to make a new folder</b>
File Path	<b>The route taken to get to a specific folder:</b> 
Locating Folders	<b>Click on the search bar in the folder window and type in the name of the folder:</b> 
Renaming a file	<b>F2</b>

D. Typing	
What website do you use to practice typing?	<b>Typing Club</b>
What is the 'Home Row' position?	<b>ASDF JKL;</b> <b>Index fingers on F and J</b>
What is touch typing?	<b>Using the keyboard without looking at the keys you are pressing.</b>



# Year 7 Digital Literacy



A.	Creating Strong Passwords
A strong password should:	
A	
B	
C	
D	
E	
A weak password	
A	
B	
C	
D	
E	

What we are learning this term:
A. Creating strong passwords    B. File Handling    C. Folder Handling    D. Typing

B.	File Handling
Keyboard shortcuts	
Select All	
Paste	
Cut	
Save	
File Types	
Image Files	
Word Document Files	
Video Files	
Spreadsheet	

C.	Folder Handling
Folders	
Ctrl + Shift + N	
File Path	
Locating Folders	
Renaming a file	

D.	Typing
What website do you use to practice typing?	
What is the 'Home Row' position?	
What is touch typing?	



**C - Useful links: practice at home!**

These QR codes will take you to YouTube to be able to practice clapping some rhythms we are learning in this term!

Level 1 ----->

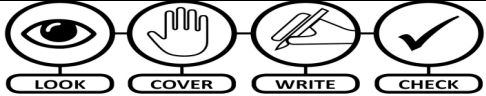
Level 2 ---->

Try out this rhythm game.



The rhythm grid below shows basic rhythm values in 4/4 time. You should know the note values and be able to play them. Try using the "Remember it" name and clapping it. This actually helps you understand the beat value.

A	What we are learning about this term...
1	Pulse
2	Rhythm
3	Compose
4	Duration
5	Note Values (Semibreve, Minim, Crotchet, Quaver)
6	Rest



B	Keywords
<b>Pulse</b>	Continuous, regular and steady beats: 'The main beat'
<b>Rhythm</b>	How sounds are grouped together e.g. duration/accents
<b>Duration</b>	The lengths of different sounds (long or short)
<b>Accent &gt;</b>	Gives emphasis to a certain musical beat which is performed more noticeably (louder) than the others
<b>Composing</b>	Writing your own music / rhythms
<b>Rests</b>	No sound / silence in the music
<b>Percussion</b>	Instruments you hit, scrape or shake

**D Time Signatures and Counting Beats**

A **TIME SIGNATURE** tells us how many beats (and what type of beats) there are in each **BAR** of music and is made up of two numbers at the beginning of a piece of music.

Top Number = **HOW MANY BEATS**  
Bottom Number = **TYPE OF BEAT**

**2/4 = TWO CROTCHET beats per BAR**  
e.g. a MARCH

**3/4 = THREE CROTCHET beats per BAR**  
e.g. a WALTZ

**4/4 = FOUR CROTCHET beats per BAR**  
Bottom Numbers:  
2 = Minim 4 = Crotchet 8 = Quaver

**BAR LINES AND BAR LINES**

DOUBLE BAR LINE (used to show the end of a piece)

**E Basic Rhythm Values in 4/4 time**

	Beat 1	Beat 2	Beat 3	Beat 4
Technical name SEMI BREVE (4 beats)				
Remember it... Hold for 4 beats				
Technical name Minim (2 beats)				
Remember it... L - ong				
Technical name Crotchet (1 beat)				
Remember it... tea				
Technical name Quavers (1/2 beat)				
Remember it... Cof - fee				

F	Describing Music – MAD T SHIRT							
M	A	D	T	S	H	I	R	T
Melody	Articulation	Dynamics	Texture	Structure	Harmony/Tonality	Instruments	Rhythm	Tempo
The tune	How notes are played	Loud/quiet and any other volume changes	Layers of sound / how they fit together	The sections and organising	Chords used / the mood	Types of instruments heard	Pattern of notes	The speed





# Sentence Stems: Year 5 to Year 9



## Listen and Mark

Pay close attention to others and point out important moments.

- I notice you used the word \_\_\_\_, which made me wonder \_\_\_\_.
- When you said \_\_\_\_, it made me think about \_\_\_\_.
- Did anyone notice what \_\_\_\_ said about \_\_\_\_? This seems important because \_\_\_\_.

## Defend and Unpack

Defend your perspective and explain your thought process.

- I understand your perspective, but have you thought about \_\_\_\_?
- I actually think this because, firstly, \_\_\_\_ . (Secondly, Thirdly).
- Actually, [evidence] suggests that \_\_\_\_ .

## Introduce and Invite

Begin your contribution and encourage others to participate.

- I think that \_\_\_\_ because \_\_\_\_ .
- \_\_\_\_, what do you think?
- We should discuss \_\_\_\_ because \_\_\_\_ .

## Build and Support

Add to others' ideas and bolster points by giving evidence.

- You said \_\_\_\_, and I want to add that by saying \_\_\_\_ .
- \_\_\_\_ supports the idea that \_\_\_\_ .
- The points made by \_\_\_\_ and \_\_\_\_ link together because \_\_\_\_ .

## Challenge and Verify

Disagree and ask others to prove or clarify information.

- You said \_\_\_\_ . How do you know?
- I think you said \_\_\_\_ . Is that right?
- I disagree with what you said about \_\_\_\_ because \_\_\_\_ .

## Summarise and Map

Draw together big themes and track the discussion.

- Our main findings were \_\_\_\_ .
- On the whole, we believe that \_\_\_\_ .
- Initially, we thought \_\_\_\_, but we eventually decided \_\_\_\_ .






# #AIMHIGH CHALLENGE TASKS Y7

Hard Work ... Kindness...Responsibility



Subject	Reading	Watching	Other Opportunities
<b>English</b>	Read: <a href="https://www.bl.uk/romantics-and-victorians/articles/oliver-twist-and-the-workhouse">https://www.bl.uk/romantics-and-victorians/articles/oliver-twist-and-the-workhouse</a>	Watch: <a href="https://www.youtube.com/watch?v=6NS9t6NO0Q0">https://www.youtube.com/watch?v=6NS9t6NO0Q0</a>	<a href="https://dickensmuseum.com/">https://dickensmuseum.com/</a>
<b>Maths</b>	Read: : How to use maths in the real world	Website: The Scale of the Universe. How do all things compare in size? <a href="http://www.scaleofuniverse.com">www.scaleofuniverse.com</a>	Research: Alan Turing and Algebra. How did he use this to break the Nazi Enigma Machine and their codes?
<b>Science</b>	Read 100 Things to Know about Science	Watch Lots of demonstrations of how particles behave <a href="https://www.youtube.com/watch?v=OOI5yVVxMQE">https://www.youtube.com/watch?v=OOI5yVVxMQE</a>	Get someone to spray perfume/deodorant at one side of the room and see how long it takes for the particles to diffuse across the room. What happens if you stand nearer to them? Or they spray more?
<b>Geography</b>	Read What's Where on Earth: Our World As You've Never Seen It Before 	Watch: <a href="#">BBC iPlayer - The Blue Planet</a>	Visit: Count how much litter you see in your local area. Make a note of this and bring in to compare the levels of litter in different areas of Swindon #weargloves
<b>History</b>	Read - The Map of Knowledge – Chapter entitled Baghdad	Watch: <a href="#">Medieval Islamic civilisations - Medieval Islamic civilisations - KS3 History - homework help for year 7, 8 and 9. - BBC Bitesize</a>	Visit: The Richard Jefferies Museum of rural life at Coate Water. SN3 6AA
<b>Spanish</b>	Read: Find out about every Spanish speaking country in the world: <a href="https://baselang.com/blog/travel/spanish-speaking-countries/">https://baselang.com/blog/travel/spanish-speaking-countries/</a>	Watch: this video about Spanish speaking countries: <a href="https://www.youtube.com/watch?v=HH7QNkYyVbc">https://www.youtube.com/watch?v=HH7QNkYyVbc</a>	Check out how many Spanish destinations EasyJet Fly to. Find out a little bit about each destination: <a href="https://www.easyjet.com/en">https://www.easyjet.com/en</a>
<b>Art</b>	Read: How to use texture in art <a href="https://www.bbc.co.uk/bitesize/guides/zx77h39/revision/1">https://www.bbc.co.uk/bitesize/guides/zx77h39/revision/1</a>	Watch: Surface texture techniques <a href="https://www.youtube.com/watch?v=2Y3wFUKqLXQ">https://www.youtube.com/watch?v=2Y3wFUKqLXQ</a>	Try visiting an art gallery to see how an artist has created artwork in real life. The Tate website is an amazing tool to find 100's of established artists <a href="https://www.tate.org.uk/art">https://www.tate.org.uk/art</a>

# SWINDON ACADEMY READING CANON

## Year 7



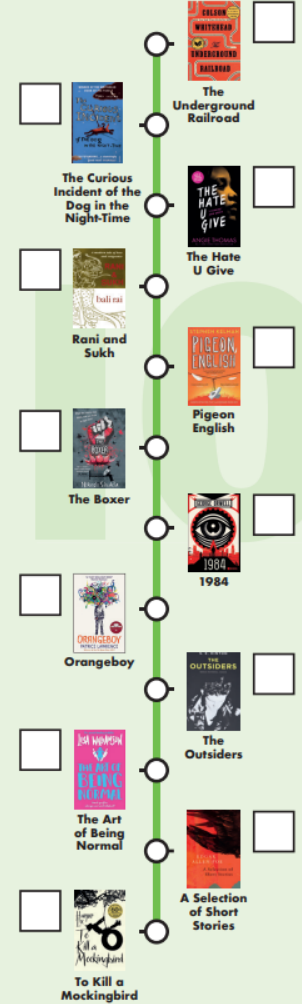
## Year 8



## Year 9



## Year 10



#ReadingisPower